

# LAN CABLE TESTER

CZ20250

## User's Guide



Congratulations on the purchase of your new LAN cable tester. This tester consists of a main unit and a remote unit. The tester will automatically test for: **Continuity, Opens, Shorts, Crosses, and Splits.** Auto scanning enables fast cable testing.

### FEATURES:

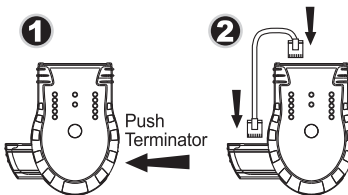
- Small and easy to carry.
- Quick - test results in one second - "PASS" or "FAIL".
- Faults displayed by LED indicators.
- Easy to read cable status verifying: **Continuity, Opens, Shorts, Reverses and Splits.**
- Auto-off power shut down to conserve battery life.
- Low battery indication.
- Belt clip provided.
- 1.5V batteries included.



### OPERATION:

- Connect the main unit to one end of the cable under test and the remote unit to the other end of the cable under test. Press the Test button on the main unit to turn it on. If the cable is terminated to wall sockets or equipment racks, use patch cords to connect the main and remote units.

1. Remove terminator unit.
2. Connect one end of cable to be tested to the main unit and the other to the terminator unit.
3. Press "TEST" to turn on.
4. Check status "PASS" or "FAIL". Test is complete.

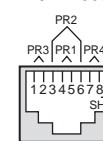


**WARNING. DO NOT USE ON LIVE CIRCUITS!**

### TEST RESULTS:

Indicator light reference ● ON ○ OFF ☀ FLASHING.

#### EIA/TIA-568A



#### 4 PAIR TEST

PASS = YELLOW x 4 ● (ON)

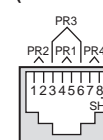
FAIL = RED ● (ON)

Yellow ○ (OFF) or

☀ (FLASHING)

● 1 & 2	○ OPEN
● 3 & 6	○ SHORT
● 4 & 5	○ CROSS
● 7 & 8	○ SPLIT
○ SHIELD	○ [Battery Icon]

#### EIA/TIA-568B (AT&T-258A)



#### 4 PAIR TEST

PASS = YELLOW x 4 ● (ON)

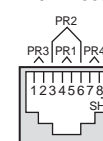
FAIL = RED ● (ON)

Yellow ○ (OFF) or

☀ (FLASHING)

● 1 & 2	○ OPEN
● 3 & 6	○ SHORT
● 4 & 5	○ CROSS
● 7 & 8	○ SPLIT
○ SHIELD	○ [Battery Icon]

#### EIA/TIA-568A



#### 4 PAIR + SHIELD TEST

PASS = YELLOW x 5 ● (ON)

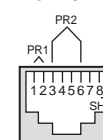
FAIL = RED ● (ON)

Yellow ○ (OFF) or

☀ (FLASHING)

● 1 & 2	○ OPEN
● 3 & 6	○ SHORT
● 4 & 5	○ CROSS
● 7 & 8	○ SPLIT
● SHIELD	○ [Battery Icon]

#### 10BASE-T



#### 2 PAIR TEST (1-2 AND 3-6)

PASS = YELLOW x 2 ● (ON)

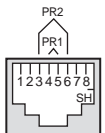
FAIL = RED ● (ON)

Yellow ○ (OFF) or

☀ (FLASHING)

● 1 & 2	○ OPEN
● 3 & 6	○ SHORT
○ 4 & 5	○ CROSS
○ 7 & 8	○ SPLIT
○ SHIELD	○ [Battery Icon]

**TOKEN RING**




**2 PAIR TEST (3-6 AND 4-5)**  
 PASS = YELLOW x 2 (ON)  
 FAIL = RED (ON)  
 Yellow (OFF) or



- |                              |                               |
|------------------------------|-------------------------------|
| <input type="radio"/> 1 & 2  | <input type="radio"/> OPEN    |
| <input type="radio"/> 3 & 6  | <input type="radio"/> SHORT   |
| <input type="radio"/> 4 & 5  | <input type="radio"/> CROSS   |
| <input type="radio"/> 7 & 8  | <input type="radio"/> SPLIT   |
| <input type="radio"/> SHIELD | <input type="radio"/> BATTERY |


**TEST RESULTS:**

• **OPEN: Pair 1 & 2**




↑ If the wire pair 1 & 2 does not go to the end, the indicator OPEN will illuminate and the left side indicator for 1 & 2 will blink.

• **SHORT: Pair 1 & 2**




↑ If the wire pair 1 & 2 is shorted, the indicator SHORT will illuminate and the left side indicator for 1 & 2 will blink.

• **CROSSED: Pair 4 & 5, 7 & 8**



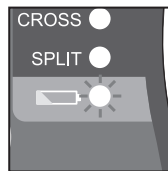
↑ If the wire pairs 4 & 5 and 7 & 8 are either swapped, transposed, or crossed, or one wire of the pair is swapped with a wire of another pair the indicator for CROSS will illuminate and the left side indicators for 4 & 5 and 7 & 8 will blink.

• **SPLIT: Pair 1 & 2, 3 & 6**



↑ If there is a split pair, for example a wire from the 1 & 2 pair could be twisted with a wire from the 3 & 6 pair the indicator for SPLIT will illuminate and the left side indicators for 4 & 5, 7 & 8 will blink.

- **Low battery indication:**  
When the indicator flashes the battery is low and must be replaced.



- **Technical data:**  
 Display: LED, beep.  
 Operating voltage: size AAA 1.5 V battery x 2pcs.  
 Weight: approximately 112 g.  
 Dimensions (L x W x H): 70 x 36 x 104 mm.



**Australia  
Aegis**  
 Toll Free: 1300 723 447  
 sales@aegis.net.au  
 www.aegis.net.au

**United Kingdom  
Aegis Instruments**  
 Toll Free: 0800 6123447  
 sales@aegisinstruments.co.uk  
 www.aegisinstruments.co.uk

**New Zealand  
Aegis Instruments**  
 Toll Free: 0508 423 447  
 sales@aegis.net.nz  
 www.aegis.net.nz